



Year group: Kindergarten

Date: Friday 22<sup>nd</sup> November 2019



### What we been learning this week:



This week we transformed our mark making and writing table into a Disney Frozen ice cave! The children have enjoyed exploring the different writing resources and have had opportunities to explore writing on lines, write party invitations and make lists.

In Phonics we recapped the sounds 'm' and 'a' and introduced the sound 's' to the children. We practised sorting objects that begin with these initial sounds and practised our letter formation when writing.



The children have really enjoyed showing the class and teachers their fabulous Gingerbread Man ordering homework. Well done to everyone who has completed their homework this week.


### What's happening next week?



Next week we will be continuing our Winter Time topic and learning more information about the Arctic and Antarctic. We will be looking at polar bears and learning all about their habitat and special features.

With the Christmas concert coming soon, we are going to be continuing to learn the songs and begin to take our places on the stage to practise our parts. It has been very difficult this year choosing the children's parts and a letter will be following shortly with further information.

In Phase 2 phonics, we will introduce the next sound and will focus on saying the pure sound for 'd'. We will continue to practise our letter formation using a pre-cursive script.



### Suggestions of ways you can support your Kindergarten child with the EYFS curriculum:

- Practise the sounds 'm', 'a' and 's'. If you are not sure on the pronunciation of the pure sound then please speak to a member of the EYFS team who will be happy to help.
- Play counting games/sing counting songs.
- Practise recognising number to 10.

### Extra Information:

There have been a couple of confirmed cases of ringworm in school. Could you please check your child for any signs of infection. If you are unsure, there will be a copy of the NHS information page coming home in your child's bag or please seek medical advice.

### Important Dates:

**06.12.19** – Kindergarten Christmas Musical Workshop

**11.12.19** – 2.00pm – Kindergarten Christmas Concert

**12.12.19** – 2.00pm – Kindergarten Christmas Concert, Winter Wonderland 3.00pm onwards.

**13.12.19** – Last day of Term




Year group: Reception

Date: Friday 22nd November 2019



### Literacy and Communication and Language



This week, we shared the story book 'One Year With Kipper' by Mick Inkpen and learnt about the months of the year. We discussed the different pictures that Kipper and his friend took during the year, noticing changing weather and commenting on the different activities the weather allowed such as throwing snowballs in the winter and pond dipping for tadpoles in the spring. We then sorted seasonal objects such as scarves, sandals, sun-cream and pumpkins, placing them in correct season and talking about our choices. We also discussed months of the year and our birthdays! We designed our own birthday cakes and wrote our birthdates. Our phonics lessons continue daily and some of us are now sentence writing, using a capital letter to start, finger spaces and a full stop. We continue to practise our sounds and we are applying these when reading our reading books, sentences and captions in all of our lessons. Next week we will be reading the Nativity story, sequencing events and writing about our role in our very own nativity performance.

### Maths



In our Maths lessons we linked our learning to our English lessons and focused on the measurement of time- days of the week, months of the year and the seasons of the year. We shared our birthdates while singing the months of the year song, ordered days of the week and months of the year. We also thought about our week and made a timetable, thinking about the different things we do on each school day such as Music on Monday and P.E on Thursday. We matched months of the year to the seasons, talking about how things change during seasons such as the weather, clothes we wear and activities that we can do. Next week, we will be consolidating our number skills, number sequencing and refining our formation.

Suggestions of ways you can support your reception child with the EYFS curriculum:

Talk about the weather each day and get your child to give you a weather report. Ask them what clothes should we wear and do we need an umbrella today?! Look at different calendars or diaries that you use around the home and show the children recorded days of special events (e.g birthdays and special celebrations) Recite days of the week and talk about what you do on different days of the week. What days do we call the weekend? What do you do at the weekend?

Extra information:

A big thank you to all parents that supported our Children in Need day. The children all looked fabulous in their bear ears and thanks to your generosity, Reception raised just over £40 for this very worthy cause and the children had a very memorable day too- **THANK YOU!**

A second thank you to all parents that were able to attend our stay and play session. The children had a lovely morning, sharing their work and activities with their grown-ups.

A few reminders:

All children should now have an **Oakfields winter coat** and these need to be left at school to ensure they are ready for outdoor play. (Some children are taking them home at the end of the day and not returning with them and it is essential they are wearing a warm coat at play times) Please ensure ALL items of clothing are labelled including gloves, hats and winter scarves.

Have a restful weekend and thank you for your continued support.



Year group: Year 1

Date: Friday 22<sup>nd</sup> November 2019



### English

Throughout this week, we have completed the following reading activities:

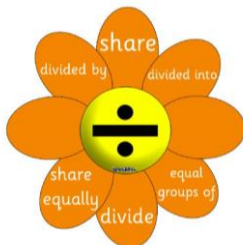

- Checking that the text makes sense to us by sequencing a series of simple instructions in the correct order.
- Giving well-structured explanations in the form of instructions.
- Considering the particular characteristics of instructional writing.
- Showing an understanding of word meanings, in particular imperative (bossy) verbs.

Next week, we will be completing activities with a writing focus. Over the course of the week, we will be covering the following skills:

- Demarcating instructions with capital letters, full stops and exclamation marks.
- Planning instructions on how to capture a creature of their choice.
- Beginning to link some simple appropriate vocabulary (imperative verbs) to the context.
- Writing instructions on how to capture a creature of their choice.

Suggestions of ways you can support your child's English:

Explain to your child that an 'imperative verb' is a bossy doing word - they tell people what to do. Begin to discuss examples of these e.g. go, chop, slice, add, tidy, draw, etc.



### Maths

This week, we have developed over our knowledge and understanding of multiplication and division. We covered the following learning objectives this week:

- Reading, recording and answering number sentences involving the multiplication (x), division (÷) and equals (=) signs.
- Solving one-step problems involving multiplication and division.

Next week, we will be focusing on 2D shapes and fractions. Over the course of the week, we will be covering the following skills:

- Recognising and naming 2D shapes.
- Describing the properties of 2D shapes.
- Recognising, finding and naming a half as one of two equal parts of a shape.

Suggestions of ways you can support your child's Maths:

Look for objects in your everyday environment that have the face of a 2D shape on them. Quiz your child on the properties of 2D shapes. How many sides does the shape have? Are they straight or curved sides? How many corners does the shape have?

Extra information: (This could include: trips, notices to parents, school initiatives, class events)

As you're aware, recently the weather has turned a lot colder. With this in mind, please could you ensure your child has their school coat brought in with them during the winter months.

Please could you also ensure all of your child's belongings are labelled including their school uniform, P.E. and swimming kit, water bottle and snack container.



Dear Parents,

Please could you ensure that your child has the correct kit for their PE lessons.

This includes shorts/skort and polo for indoor PE and the navy, school skins and tracksuit for outdoor PE

Children should have a pair of sports socks and trainers.

Thank you!





Year group: Year 2

Date: Friday 22<sup>nd</sup> November 2019



**English**



The children have enjoyed identifying features of a playscript. Throughout this week, we have completed the following reading objectives:

- Can I recognise and understand the features of a playscript?
- Can I make inferences based on what has been read?
- Can I share an explanation for my ideas?
- Can I provide explanations about characters?

Next week, we will be completing activities with a writing focus. At the end of the week, the children will be writing a scene from Little Red Riding Hood and they must include features of a playscript. Over the course of the week, we will be covering the following objectives:

- Can I change past to present tense?
- Can I listen and respond to others?
- Can I write sentences including verbs and adverbs?
- Can I use expanded noun phrases?

Suggestions of ways you can support your child's English:

The children could make a list of adverbs they have used in their English lesson this week. Can the children write stage directions including the adverbs?

**Maths**



This week, we focused on multiplication. We covered the following learning objectives:

- Can I recall and use multiplication facts for the 2- & 5-times table?
- Can I calculate mathematical statements for the 2, 5 and 1 -times tables?
- Can I solve multiplication problems using arrays?
- Can I solve multiplication word problems?

Next week, we will focus on division and be covering the following objectives:

- Can I recall and use division facts for the 2 times table?
- Can I recall and use division facts for the 5 times table?
- Can I recall and use division facts for the 10 times table?
- Can I write division sentences for the 2-, 5- and 10-times tables?
- Can I solve division word problems?

Suggestions of ways you can support your child's English:

Please encourage the children to practise their 2, 5, and 10 times tables. If the children are ready to move onto their 3 times tables, please help them to practise at home.

Extra information: (This could include trips, notices to parents, school initiatives, class events)

A polite reminder that all the children must have jumpers cardigans, gloves, hats and scarves in school. The temperature has dropped, and it is very important that the children have appropriate clothing for the winter months.

Thank you to all the parents who have brought in resources for our DT project. We have plenty of room to store them so please continue to bring in resources.





Date: Friday 22<sup>nd</sup> November 2019



### English

This week we returned to our fictional writing topic. We recognised how paragraphs are used to focus the readers attention on one topic at a time and used these paragraphs to answer questions about a text. We considered how to write an effective climax to a story through the use of sequenced paragraphs to keep the story progressing.

Next week we will be bringing together all the writing skills we have looked at over the last few weeks and will be writing a story based in a familiar setting.

Suggestions of ways you can support your child's English:

To continue this engagement with the author's choices in story writing, please continue to ask your child about the stories they are reading beyond recalling the storyline. Ask them how a character felt at a particular time and what the author said to make them think this. Or how would they feel if they were that character? What makes them think this? These questions will also show you how clearly they are understanding the storyline rather than reading the words.

### Maths

Day	Number of apples sold
Monday	●●●●●●●●
Tuesday	●●●●
Wednesday	●●●●●●●●
Thursday	●●
Friday	●●●●●●●●
Saturday	●●●●●●●●●●●●
Sunday	

Key: ● = 2 apples

This week we have compared our known 2D shapes by the type of angles and lines. We have worked hard to use the correct terminology used to describe the shapes by their properties.

Next week we move onto our first Statistics topic of the year. We will be creating and reading pictograms and block graphs. We will have to read simple scales split into intervals of 2, 5 and 10.

Suggestions of ways you can support your child's Maths:

Every week in our assembly, certificates are awarded to children who have achieved their Bronze, Silver and Gold awards on Mathletics for that week. The children who are earning these certificates are gaining more points by completing extra tasks and playing the live challenges. The constant repetition of mental and written methods being used to answer these online questions will have a huge impact on your child's learning in our own Maths lessons. Please encourage your child to enjoy the challenges and to aim for the various certificates available.

### Extra information:

Thank you to you all who were able to attend our coffee morning on Tuesday. It is always lovely to see your children wanting to show you what they are capable of within their lessons and for you to join with them in their learning.



### Maths

This week we have been focusing on division. We understand that knowledge of our times tables will support us this week, so we have been working very hard to ensure that we practise our multiplication throughout the week. We have been working on the formal short and long method to help us solve calculations. By Friday, we will have secure understanding of these written methods of division to then apply to different word problems.

Next week, we will be moving onto fractions including decimals. The learning objectives will be:

- Can I add and subtract fractions with the same denominator?
- Can I round decimals with one decimal place to the nearest whole number?
- Can I round decimals with one and two decimal places to the nearest whole number?
- Can I use and order decimals?
- Can I apply my knowledge of decimal numbers to problem solving?



### Science



This week in Science, we have been learning about sound. We have identified the process of how sound is made and how it reaches our ears. We have then moved



onto learning about pitch, we have understood the vocabulary pitch and amplitude and identified the difference. Our investigative question for this lesson was 'how does the size of the straw affect the pitch of the sound?' We made panpipes to explore pitch and to see whether we can alter this. Most of us found out that the longer the straw the lower the pitch and the shorter the straw the higher the pitch.



Suggestions of ways you can support your child's Maths:

Children should now know their times tables and related division facts up to 8x12. Can you continue to ensure your child can recall these quickly and correctly. The children are working hard on this.

Extra information: (This could include: trips, notices to parents, school initiatives, class events)

Thank you for your continued support.

Kind regards,  
Miss Shepherd.



Year group: Year 5

Date: Friday 22<sup>nd</sup> November



**Friends**

How good to lie a little while And look up through the tree! The Sky is like a kind big smile Bent sweetly over me.	The Wind comes stealing o'er the grass To whisper pretty things; And though I cannot see him pass, I feel his careful wings.
The Sunshine flickers through the lace Of leaves above my head, And kisses me upon the face Like Mother, before bed.	So many gentle Friends are near Whom one can scarcely see, A child should never feel a fear, Wherever he may be.

*Abbie Farwell Brown*

**English**

This week we studied a poem that contained figurative language. We learned about identifying different forms of figurative language and how they create an image for the reader. We also rehearsed our nativity poem and performed it in harmony.

Next week, we will be starting our crime stories unit, we will be covering:

- Can I build tension and suspense in my writing?

**Suggestions of ways you can support your child's English:**

This week, we have been learning poems and performing them to our classmates. The children have struggled with varying their tone of voice and including expressions when performing so it would be great for them to practise this at home.

**Maths**



This week, we have been learning about algebra. We have been learning to:

- use simple formulae
- generate and describe linear number sequences
- express missing number problems algebraically

Next week, we will be moving onto Statistics. We will be covering:

- Solving comparison, sum and difference problems using information presented in bar charts, pictograms, tables and other graphs.

**Suggestions of ways you can support your child's Maths:**

Learners struggles with algebra this week and found it challenging to use the inverse to find the value of a given letter. Additional homework was set on Wednesday to help secure the children's understand of algebra. We will revisit this unit later this year.

**Extra information: (This could include: trips, notices to parents, school initiatives, class events)**

Next week is going to be a very busy week as we prepare for our Christmas festivities:

- Please continue to encourage your child to practise the nativity poem with the rhythm practised in class alongside the 'Hot Chocolate' song from Polar Express. All children have been given a copy of the poem and are aware of which stanzas they are performing.

*Note: Your child must come into school wearing their full schools uniform and we will give them the opportunity to change before the lesson.*

Many thanks,

Year 5 Team



Year group: Year 6

Date: Friday 22nd November 2019



A story of  
greed, ambition and power.

### English

Over the course of this week, Year 6 have covered the following skills:

- Identifying features of horror stories
- Choosing vocabulary appropriate to horror stories
- Answering essay style questions related to a text

Next week: writing week

Year 6 will be:

- developing the setting for their story
- exploring dialogue between characters
- planning/writing the introduction to their story

Suggestions of ways you can support your child's English:

- read/watch the news and discuss;
- encourage your child to use a range of ambitious conjunctions to link ideas/paragraphs in their writing;
- support their comprehension of what they read through helping them to infer information from a range of texts and justify their viewpoint with substantiating evidence.



### Maths

This week, Year 6 will:

- understand and use the mode and range to describe sets of data
- understand that the median represents the middle value of a set of data

Next week Y6 will be:

Algebra – use and write formulae

Suggestions of ways you can support your child's Maths:

Please encourage your child to use the Mathletics website at home on a regular basis.

Extra information: (This could include: trips, notices to parents, school initiatives, class events)

Christmas Concert (3<sup>rd</sup> Dec), Christmas Bazaar (6<sup>th</sup> Dec), Pantomime and Winter Wonderland (12<sup>th</sup> Dec).

As the temperatures fall, please ensure your child has appropriate clothing for playtimes (jumpers, cardigans, coats, hats) and P.E. (tracksuit, fleece, hat, gloves). All clothing should be school colours/branding.

Just a reminder that snacks at break time should be healthy: fruit, vegetables, yogurts, healthy cereal bars.