



Year group: Kindergarten

Date: Friday 8th February



### Topic

Wow! What an exciting time we have had in Kindergarten this week. We began the week celebrating the Chinese New Year by learning all about the different traditions. We made red paper lanterns and our very own dragon. We learnt about the story of the zodiac animals and recreated the race of the animals using our small world figures. On Wednesday we had an even busier day with our mummies and daddies coming into the Kindergarten for our stay and play session. It was so lovely to see so many families attend, the children really do love having you come into school to see them learning and exploring. Then to top Wednesday off, the children had a visit from Harold Hill fire service, who turned up at school in their fire engine and even let the children use the fire hoses. Many thanks to Mrs Spears for organising this visit for us.



### Communication and Language

This week we have been listening and retelling the story of the Zodiac animals for the Chinese New Year. The children have enjoyed listening to stories from different cultures. We have continued our phonics journey by recapping the first set of sounds this week: s, a, t and p. The children have been looking at simple blends and practising reading words such as: as, at, sat, tap and pat.



### Physical Development

This week we have been outside enjoying the fresh morning air, we have been using the outdoor space to move freely in a range of different ways. In class we have been developing our fine motor skills and pencil grip. The children have enjoyed exploring the rice tray and transferring rice from one Chinese dish to another, developing their hand eye coordination and finger strength.

### Suggestions of ways you can support your Kindergarten child with the EYFS curriculum:

- Encourage your child to communicate when they need to use the toilet.
- Practise holding pencils correctly.
- Talk to your child about sharing toys and resources and taking turns.

### Extra information:

#### Polite notice:

Please ensure your child has a hat, gloves and scarf in school that is labelled with their name .  
Next week we will be celebrating Valentine's day with a week dedicated to love, kindness and friendships.




Year group: Reception

Date: Friday 8th February 2019



### Literacy and Communication and Language

This week we celebrated Chinese New Year! Kung Hei Fat Choi! The year of the pig. The children learnt about how this very special time is celebrated in China. Houses are cleaned to wash away any bad luck, lanterns are lit and red and gold decorations are hung, symbolising good luck and good fortune. The children joined in the festivities and made red and gold lucky money wallets, Chinese lanterns, practised using chopsticks and made a dragon head to perform a dragon dance to Kindergarten accompanied by percussion instruments. They also listened to the story of The Great Race and how the Chinese Zodiac was created. The children then wrote a sentence about one of the animals in the race using their sounds and remembering a capital letter at the start, finger spaces and a full stop at the end. Our phonics lessons continue to focus on writing and reading words that contain 'digraphs'. We have also been practising writing our tricky words. Next week we will return to our space topic and create and describe our very own alien. The aliens are coming!



### Maths

In our Maths lessons, we used the story of The Great Race to practise reading and ordering the animals using ordinal numbers. We made an 'animal race' game and played this with our friends. We took turns, counted and used our ordinal numbers at the end of the game, excited to see who came first, second and third! We counted to 10 in Mandarin and recognised coins for our lucky money wallets. We then practised writing our numbers in Chinese. Mrs Wang kindly came in to talk about this special time and brought beautiful lanterns for the classroom, fortune cookies and lucky money wallets for the children. Mrs Wang also helped us to sing Chinese songs and answered any questions we had about this special celebration. Thank you Haoran and Mrs Wang! Next week, we will be using positional language and thinking about time and the order of our day.

Suggestions of ways you can support your reception child with the EYFS curriculum:

Continue to share reading books and picture books from home. See if your child can recognise the digraphs as they are reading or search for 'tricky words' (sight words). Always encourage your child to talk about what they have read to improve comprehension skills and also explain the meaning of any words your child may read but are not sure of the meaning. Talk about time and the order of the day and what time we do different things such as eat breakfast or go to bed. Please continue to encourage your child to write independently. The homework task this weekend is to see if your child can write a sentence independently. Explain the task and let them have a go, you can do it Reception! Say it, sound it then write it.

Extra information:

**Thank you to the parents that attended our coffee morning on Monday. It is always lovely for the children to welcome you into our class to see them at work and play. Coats! Coats! Some children are still not bringing coats into school for outdoor learning and playtimes. Please ensure coats are left at school ready for your child to wear outside. Have a very restful weekend.**



Year group: Year 1

Date: Friday 8<sup>th</sup> February 2019



## How Tiger Got His Stripes

Animated Short  
Stories for Kids



### English

Throughout this week, we have completed the following reading activities based on the 'Just So' story 'How Tiger Got His Stripes':


- Participating in a performance of the 'Just So' story 'How Tiger Got His Stripes'.
- Considering the particular characteristics of this particular 'Just So' story.
- Explaining their understanding of this particular 'Just So'.
- Identifying what a verb is and exploring examples of these in this particular 'Just So' story.
- Answering questions about this particular 'Just So' story.

Next week, we will be completing writing activities based on the 'Just So' story 'How Tiger Got His Stripes'. Over the course of the week, we will be covering the following skills:

- Using spoken language to imagine how specific animals got their characteristics.
- Writing expanded noun phrases to describe the objects/characters in the story illustrations of 'How Tiger Got His Stripes'.
- Correcting the missing or misused punctuation in sentences from the story 'How Tiger Got His Stripes'.
- Creating a story plan and then writing their own version of a 'Just So' story.

Suggestions of ways you can support your child's English:

In preparation for next week's learning, encourage your child to imagine how their favourite animal got its characteristics, e.g. the elephant got its trunk because a crocodile pulled on it.



is equal to

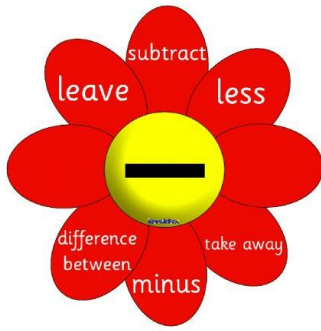
### Maths

This week, we have developed our knowledge and understanding of subtraction. We covered the following learning objectives this week:

- Using the language of: more than, less than and equal to (mental maths).
- Reading, recording and answering number sentences involving the subtraction (-) and equals (=) signs.
- Solving one-step problems involving subtraction.

Next week, we will be focusing on subtraction. Over the course of the week, we will be covering the following skills:

- Knowing bonds of all numbers to 10 (mental maths).
- Recognising, finding and naming a half as one of two equal parts



of an object, shape or quantity using concrete objects.

- Recognising, finding and naming a quarter as one of four equal parts of an object or shape using concrete objects.
- Solving problems relating to fractions.

Suggestions of ways you can support your child's Maths:

In preparation for next week's learning, please talk to your child about how fractions are recorded, e.g. half =  $\frac{1}{2}$ , quarter =  $\frac{1}{4}$ . Explain to your child that when something is split into 2 equal pieces, we call each piece a half and when something is split into 4 equal pieces, we call each piece a quarter.

Extra information: (This could include: trips, notices to parents, school initiatives, class events)

A big thanks to parents who attended the Year 1 coffee morning on Tuesday 5<sup>th</sup> February 2019. Year 1 thoroughly enjoyed you visiting our classroom and the children were eager to demonstrate how much progress they have made in their learning and behaviour 😊.

Reminders:

We request that your child attends school wearing their full school uniform, including their hat.

Please be aware that your child's school attendance is monitored on a regular basis. Unauthorised absences are seen as non-adherence to our school policy.

Homework will be marked by the teacher with a tick or cross and house points could be awarded. Further feedback if necessary will be given verbally to the child.

English and Science homework will be marked weekly.

Mathletics tasks appear under the 'learn' section when your child uses their username and password (located on the back of the front page in their homework diary) to login to Mathletics.

Mathletics tasks will be reviewed and set by the class teacher.



Year group: Year 2

Date: Friday 8th February 2019



### English

This week, Year 2 began to look at non-fiction texts. We looked at several newspaper reports containing eyewitness quotes. We have looked at different features of non-fiction texts such as chronological order.

The skills we have covered include:

- identifying a sequence of events
- providing simple explanations about events

Over the next week, we will continue our new topic of non-fiction, including eyewitness accounts. We will be covering the following skills:

- participating in role play.
- using features of Standard English

Suggestions of ways you can support your child's English:

Reading is a very important skill in year 2. Try to read a variety of text types – particularly non-fiction books. Ask them questions about their reading.

Please ensure all children read regularly at home – thank you.



### Maths

This week, we have looked at fractions. We have covered learning objectives such as:

- Can I read scales in divisions of ones, twos, fives and tens?
- Can I compare and order lengths, mass, and capacity?

Next week, we will continue to look at measurements of time and money. We will be able to:

- solve simple problems involving the addition and subtraction of money
- tell the time (o'clock, half past, quarter past and quarter to)

Suggestions of ways you can support your child's Maths:

Children should practise their times tables, 2, 5 and 10x particularly. They should also practise doubling and halving up to 20 and number bonds to 10 and 20.

Extra information: (This could include: trips, notices to parents, school initiatives, class events)

Please could you ensure that your child has a winter coat in school at all times so that they can play outside in this cold weather.

Please remember that English homework is due in each week in their orange homework books; Maths homework is completed on the Mathletics website and topic homework is a project which is due in on the 13<sup>th</sup> February next week. Thank you.

We will be carrying out a full uniform check in class next week. Please ensure your child has everything in school. Messages will be sent if items are missing. Thank you for your help.



Year group: Year 3

Date: Friday 8<sup>th</sup> February 2019



**English**

This week we have been learning to:

- Can I use drafting process to compose and rehearse sentences orally?
- Can I select and use appropriate registers for effective communication?
- Can I use organisational devices, using headings and subheadings to aid presentation?
- Can I use sentences with different forms? Statement, questions, exclamations and commands.

Next week, we will be continuing with explanation texts. We will cover the following objectives:

- Can I participate in a role-play of Romulus and Remus?
- Can I plan my own story based on the myth of Romulus and Remus?
- Can I use inverted commas more accurately?
- Can I use words to engage the reader through detail?

Suggestions of ways you can support your child's English:

Continue to encourage your children to read as much as they can to develop their vocabulary and to generate new ideas.

**Maths**



This week we have been learning how to:

- Can I measure capacity?
- Can I compare capacity?
- Can I solve word problems involving capacity?

Next week, we will be learning about measurement. We will be covering:

- Revision of Length
- Revision of Mass
- Revision of Capacity

Suggestions of ways you can support your child's Maths:

There is going to be a larger emphasis on problem solving this term and this is a skill that the children will need continued support on! Please help them in any way that you can!

Extra information: (This could include: trips, notices to parents, school initiatives, class events)


As you may be aware, we have launched Mathletics at school and so far the children are thoroughly enjoying it. This will be the main platform that is used to set homework for Maths so please encourage your children to use it as much as possible!

Children have their own individual logins. If they misplace this, please contact your class teacher to get a reminder.

[www.mathletics.co.uk](http://www.mathletics.co.uk)







**English**

This week, the children have read chapters 5 and 6 of Stig of the Dump. We have been:

- The Snargets in the story speak with a very strong accent. We have been correcting their English into Standard English.
- Teaching Stig some important English phrases.
- Writing open and closed question.
- Directly quoting from a text to answer comprehension questions.

Next week, we will be writing a newspaper report about the incident in chapter 6 of Stig of the Dump.

Suggestions of ways you can support your child's English:

If you have any newspapers at home please send them into school with your children on Monday. We will be looking at the features of a newspaper in class.



**Maths**

This week, we have revised our knowledge of 2D shapes. We have compared the properties of shapes and found lines of symmetry. We are all more confident in identifying angles and spotting the differences between them. Next week we will look closely at how to describe movements between positions as translations. We will start with a given point and have to identify how we can follow directions to change our position.

Suggestions of ways you can support your child's Maths:

We have spent some time this week focusing on our times tables and recognising how the facts can be used when dividing. When testing your child on their times tables please add some division questions too. This will help them remember the connections.

Extra information:

We're looking forward to seeing the children in their 20<sup>th</sup> Century actor costumes on Friday 15<sup>th</sup> February. The children should be completing some research to share with the class.

We have also completed our Art project plans this week. Please ask your child what 'found materials' they are needing to bring in to school to create their own sculpture.



Year group: Year 5

Date: Friday 8<sup>th</sup> February




### English

This week we have been studying narratives whilst continuing to read our class text: Treasure Island.

We have been looking at:

- S&L – Can I demonstrate appropriate intonation, tone and volume when reading aloud?
- TL – Can I evaluate relationships between characters?
- L – Can I discuss the difference between literal and figurative language and the effects of imagery?
- RS – Can I explore texts to support and justify opinions?



Next week, we will be continuing with reading Treasure Island and we will be looking into writing effective narratives. We will cover the following objectives:

- S& L – Can I maintain attention and participate actively in collaborative conversations, staying on topic and initiating and responding to comments?
- L - Can I use fronted adverbials accurately to vary sentence construction?
- G - Can I use possessive apostrophes for plural nouns?
- TL – Can I accurately use semi colons to separate items within lists or to mark the boundary between independent clauses?

Suggestions of ways you can support your child's English:

Please ensure that your children are practising their weekly spellings and that they are prepared for their spelling tests.

5MB – Monday

5UN – Tuesday

### Maths

This week we have been covering the following objectives:

- calculate fractions and percentages of whole numbers and quantities
- read, write, order and compare numbers with up to three decimal places
- round decimals with two decimal places to the nearest whole number and to one decimal place
- solve problems involving decimals with up to 3dp

Next week, we will be covering:

- multiply and divide by powers of 10



- |  |   |
|--|---|
|  | <ul style="list-style-type: none"><li>• solve problems involving the calculation of percentages [for example, of measures, and such as 15% of 360] and the use of percentages for comparison, single digit percentages e.g. 7%, 22%</li><li>• solve problems involving similar shapes where the scale factor is known or can be found</li><li>• use simple ratio and proportional reasoning to solve problems</li></ul> |
|--|---|

Suggestions of ways you can support your child's Maths:

There is going to be a larger emphasis on problem solving this term and this is a skill that the children will need continued support on! Please help them in any way that you can!

Extra information: (This could include: trips, notices to parents, school initiatives, class events)

We are so glad that the children had such a fantastic time during our Greek Feast afternoon!  
The time was filled with food, dancing, problem solving and laughter.  
Thank you for all of your generous donations of food products to help run such a successful WOW lesson!


Just a reminder... Year 5 Coffee Morning is on Monday 11<sup>th</sup> February. We would love to see you all there so that we can show you what we are learning about!

Year 5 Team



Year group: Year 6

Date: Friday 8th February 2019



**English**

This week:

Year 6 have begun the study of 'Alice in Wonderland' by Lewis Carroll. This children's classic has a myriad of wonderful characters in some thought-provoking settings for the class to explore through speaking and listening, writing and reading.

Next week:

Continue with 'Alice'.

Suggestions of ways you can support your child's English:

Reading is still a very important skill in year 6. Please ensure all children read regularly at home – thank you. Partner reading is recommended.



**Maths**

This week:

Algebra, including to use and write formulae, recognising and describing linear number sequences, including fractions and decimals and find term to term rule in words

Next week:


To know and understand the square, triangular number sequences, the Fibonacci sequence and Pascal's triangle.

Suggestions of ways you can support your child's Maths:

Extra information: (This could include: trips, notices to parents, school initiatives, class events)

**YOUNG VOICES**

On Monday I had the pleasure of joining your wonderful children at the O2 for the Young Voices Concert. I think that those of you who attended will join me in praising the children for their excellent singing. It was a long day and all the children were throughout. Great job, behaved Year 6!



**SAFER INTERNET DAY**

On Tuesday Mrs Wells explored the understanding of consent and personal information in a digital world in a KS2 assembly. The class followed that with a lesson related to this topic. Ask your children what they learned about how this may impact them and their friends when online.