



Year group: Kindergarten

Date: Friday 23<sup>rd</sup> November 2018



### Personal, Social and Emotional Development

We have focused on sharing and taking turns this week. The children have worked hard on remembering their manners and saying please and thank you. We have also encouraged the children to tolerate delay and wait their turn when they want to complete an activity or use a toy/resource that is being used by another member of the class.



### Communication and Language

We have enjoyed the story of Jack and the Beanstalk this week. The children have listened to the story with interest and have joined in with the repeated refrains. Our role play/ home corner has been transformed into the Giant's castle and the children have enjoyed acting out the story using the story props. We have also begun singing and learning the songs for our special Christmas nativity.



### Physical Development

The weather has taken a turn and become much colder, we have used this as an opportunity to practise independently putting our coats on and zipping them up. We have been using the playdough to create wonderful beanstalk and used scissors to cut around giant beanstalk leaves.

### Suggestions of ways you can support your Kindergarten child with the EYFS curriculum:

- Putting on and zipping up coat independently
- Remembering please and thank you
- Lots of talking and sharing traditional stories.

### Extra information:

7<sup>th</sup> Dec - K2 Reports go home

11<sup>th</sup> Dec – Winter Wonderland

12<sup>th</sup> Dec – Kindergarten Nativity 2pm

13<sup>th</sup> – Christmas Dinner Day

14<sup>th</sup> – Last day of Term – Kindergarten Christmas Party




Year group: Reception

Date: Friday 23<sup>rd</sup> November 2018



### Literacy and Communication and Language



This week, we shared the story book 'One Year With Kipper' by Mick Inkpen and learnt about the months of the year. We discussed the different pictures that Kipper and his friend took during the year, noticing changing weather and commenting on the different activities the weather allowed such as throwing snowballs in the winter and pond dipping for tadpoles in the spring. We then sorted seasonal objects such as scarves, sandals, sun-cream and pumpkins, placing them in correct season and talking about our choices. We also discussed months of the year and our birthdays! We designed our own birthday cakes and wrote our birthdates. Our phonics lessons continue daily and some of us are now sentence writing, using a capital letter to start, finger spaces and a full stop. We continue to practise our sounds and we are applying these when reading our reading books, sentences and captions in all of our lessons. Next week we will be reading the Nativity story, sequencing events and writing about our role in our very own nativity performance at the forthcoming Brentwood Cathedral.

### Maths



In our Maths lessons we linked our learning to our English lessons and focused on the measurement of time- days of the week, months of the year and the seasons of the year. We shared our birthdates while singing the months of the year song, ordered days of the week and months of the year. We also thought about our week and made a timetable, thinking about the different things we do on each school day such as Music on Monday and P.E on Thursday. We matched months of the year to the seasons, talking about how things change during seasons such as the weather, clothes we wear and activities that we can do. Next week, we will be consolidating our number skills, number sequencing and refining our formation.

Suggestions of ways you can support your reception child with the EYFS curriculum:

Talk about the weather each day and get your child to give you a weather report. Ask them what clothes should we wear and do we need an umbrella today?! Look at different calendars or diaries that you use around the home and show the children recorded days of special events (e.g birthdays and special celebrations) Recite days of the week and talk about what you do on different days of the week. What days do we call the weekend? What do you do at the weekend?

Extra information:

A big thank you to all parents that supported our Children in Need day and also supported your children by buying their delicious cupcakes. The children all looked fabulous and thanks to your generosity, Reception raised £45 for this very worthy cause and the children had a very memorable day too- **THANK YOU!**

A few reminders:

All children should now have an **Oakfields winter coat** and these need to be left at school to ensure they are ready for outdoor play. (Some children are taking them home at the end of the day and not returning with them and it is essential they are wearing a warm coat at play times)

Have a restful weekend and thank you for your continued support.



Year group: Year 1

Date: Friday 23<sup>rd</sup> November 2018



### English

Throughout this week, we have completed the following reading activities:

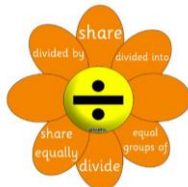

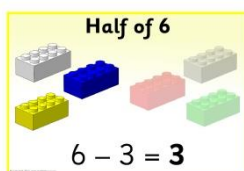
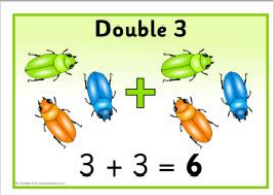
- Checking that the text makes sense to us by sequencing a series of simple instructions in the correct order.
- Giving well-structured explanations in the form of instructions.
- Considering the particular characteristics of instructional writing.
- Showing an understanding of word meanings, in particular imperative (bossy) verbs.

Next week, we will be completing activities with a writing focus. Over the course of the week, we will be covering the following skills:

- Demarcating instructions with capital letters, full stops and exclamation marks.
- Planning instructions on how to capture a creature of their choice.
- Beginning to link some simple appropriate vocabulary (imperative verbs) to the context.
- Writing instructions on how to capture a creature of their choice.

Suggestions of ways you can support your child's English:

Explain to your child that an 'imperative verb' is a bossy doing word - they tell people what to do. Begin to discuss examples of these e.g. go, chop, slice, add, tidy, draw, etc.



### Maths

This week, we have developed over our knowledge and understanding of multiplication and division. We covered the following learning objectives this week:

- Recalling doubles up to double 5 and halves up to 10.
- Recalling number facts from the 10 times table.
- Reading, recording and answering number sentences involving the multiplication (x), division (÷) and equals (=) signs.
- Solving one-step problems involving multiplication and division.

Next week, we will be focusing on 2D shapes and fractions. Over the course of the week, we will be covering the following skills:

- Recognising and naming 2D shapes.
- Describing the properties of 2D shapes.
- Recognising, finding and naming a half as one of two equal parts of a shape.

**Suggestions of ways you can support your child's Maths:**

Look for objects in your everyday environment that have the face of a 2D shape on them. Quiz your child on the properties of 2D shapes. How many sides does the shape have? Are they straight or curved sides? How many corners does the shape have?

**Extra information: (This could include: trips, notices to parents, school initiatives, class events)**

As you're aware, recently the weather has turned a lot colder. With this in mind, please could you ensure your child has their school coat brought in with them during the winter months.

Please could your child bring an apron or oversized shirt/t-shirt to school for use in their art/D&T/science lessons.



Year group: Year 2

Date: Friday 23rd November 2018



### English

This week, Year 2 began to look at non-fiction books. The main theme was about 'Wolves', linking to our work on Little Red Riding Hood.

Our objectives covered were:

- Reading aloud with expression
- Recognising the structure of non-fiction books
- Locating specific information when asked questions

Over the next week, we will be continuing our topic of non-fiction. We will be looking at non-chronological reports and their features and trying to write a report of our own. Over the course of the week, we will be covering the following skills:

- Asking relevant questions to extend understanding and knowledge
- Using the present tense correctly
- Using sentences with different forms

Suggestions of ways you can support your child's English:

Reading is a very important skill in year 2. Try to read a variety of text types – particularly non-fiction books. Ask them questions about their reading.

Please ensure all children read regularly at home – thank you.



### Maths

This week, we looked at money. We covered the following learning objectives this week:

- Can I add using money?
  - Children practiced adding amounts of money together.
- Can I find change?
  - Children learnt to subtract amounts of money in order to calculate the change due when shopping.
- Can I solve problems involving money?
  - Children used different methods to solve calculations involving money.

Next week, we will be looking at telling time, particularly o'clock, half past and quarter past the hour. We will also look at how previous skills can be applied to solving problems involving time.



**Suggestions of ways you can support your child's Maths:**

Children should practise their times tables, 2, 5 and 10x particularly. They should also practise doubling and halving up to 20 and number bonds to 10 and 20.

**Extra information: (This could include: trips, notices to parents, school initiatives, class events)**

Please could you ensure your child has a jumper, cardigan, fleece or coat with them in school as they still go outside to play and the weather is getting colder?

On the same note, the children need PE thermals or a tracksuit so that they can be warm when doing outdoor PE. Thank you for your help in this matter.

Just a reminder that snacks at break time should be healthy: fruit, vegetables, yogurts, healthy cereal bars. (No nuts, please, due to allergies!)

Please could you send in an Art apron or old shirt so that the children can take part in painting and other messy activities? Please note that they will be unable to participate without this.




Year group: Year 3

Date: Friday 23rd<sup>th</sup> November 2018



### English



The children all wrote some amazing recipes for getting rid of the Demon Headmaster this week. They should all be very proud of themselves. I am sure they will all impress you with their understanding of the features of instructional text so please ask them about what they wrote.

We will be working on diary entries next week.

Suggestions of ways you can support your child's English:

Please continue to read at least four times a week and talk about what they have read.

### Maths



The children have worked well collecting and interpreting data and have made a good start with their work on fractions.

We will be continuing our work on fractions and also starting measurement.

Suggestions of ways you can support your child's Maths:

Continue with multiplication and division.

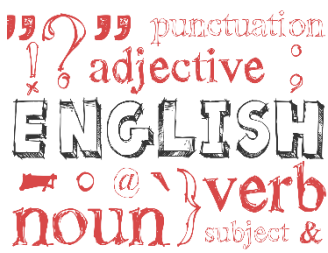
Extra Information:

Thank you to everyone who has brought in an old oversized T-shirt for Art lessons. Unfortunately there are still some children who do not have these. Please can these be in school as soon as possible. Thank you.



Year group: Year 4

Date: Friday 23<sup>rd</sup> November 2018



### English

This week we have pulled our text apart and studied in detail the choices Roald Dahl made in his own writing. We have developed our choices of vocabulary in order to improve our own writing next time we write our own stories!

Next week we will become detectives as we move on to our Eye-Witness Accounts topic. We will be making statements and taking reports from our friends over the next two weeks as we become reporters!

Suggestions of ways you can support your child's English:

Your children have been working exceptionally hard to learn their spellings each week. When you test them, add in extra words which follow the same rules in order for them to recognise the rule as well as the set words.



### Maths

This week we have been looking at division. The children have used their knowledge of the times tables up to 12x12 to divide numbers. We looked at using multiples of ten to divide quickly and then divide the remaining numbers. We have also looked at the 'bus stop' method of dividing.

Next week we will be rounding decimals with one decimal place to the nearest whole number and will be solving money problems involving fractions and decimals to one decimal place.

Suggestions of ways you can support your child's Maths:

The children enjoyed their homework on [www.timestables.co.uk](http://www.timestables.co.uk). Many of them have decided to keep using this site to see if they can beat their speed score. As we are looking at decimal places next week it would really help the children to start looking at prices of items in the shops/online. If you are out shopping this weekend ask the children to read the prices and then round the decimals to the nearest whole number.

Extra information:

Next week we will be cooking our own vegetarian chilli in class. Please ensure your child has a secure Tupperware pot to take their dinner home in! They will let you know what they would like to eat alongside it to ensure it is a healthy and balanced meal.





Year group: Year 5

Date: Friday 23th November



### English

This week we studied narrative and we were looking at short stories written by Paul Jennings.

- Can I explain a characters' motive throughout a story and use evidence from the text to back up opinions?
- Can I draw inferences such as inferring characters' feelings, thoughts and motives from their actions?
- Can I justify inferences with evidence?
- Can I make comments supported by relevant textual reference or quotation?

Next week, we will be continuing to look at Narrative and we will be exploring the following objectives:

- Can I follow a syllable pattern recalling happier times in a story?
- Can I describe a character's thought and feelings?
- Can I infer a character's thoughts and feelings?
- Can I describe a character through their actions?
- Can I write a character description?
- 

Suggestions of ways you can support your child's English:

This week, we have been learning poems and performing them to our classmates. The children have struggled with varying their tone of voice when performing so it would be great for them to practise this at home.



### Maths

This week, we have been learning about percentages. We have been learning:

- Can I measure and calculate the perimeter of composite rectilinear shapes in centimetres and metres?
- Can I calculate and compare the area of rectangles and rectilinear shapes (L shapes), and including using standard units?
- Can I estimate the area of irregular shapes?

Next week, we will be continuing with Measurement. We will be covering:

- Can I apply all four operations to decimal numbers?
- Can I read divisions for measure with whole numbers?
- Can I read divisions for measure with decimal numbers?
- Can I use scaling with appropriate numbers?
- Can I use all four operations to solve problems involving measures?

Suggestions of ways you can support your child's Maths:

Learners should now know their times tables and related division facts up to 12 x12. Can you continue to ensure your child can recall these quickly and correctly? The learners are working hard on this and we have seen some great progress so far!

Extra information: (This could include: trips, notices to parents, school initiatives, class events)

There are still a few children that have not brought art shirts into school. Please send your child in with an old shirt for art activities if you have not already done so.

We had a fantastic week as we participated in the School Council election process. Congratulations to the children that were successful in the election process!



Year group: Year 6

Date: Friday 23rd November 2018



A story of



greed, ambition and power.

### English

The trial of Macbeth took place on Friday. Guilty? Or not guilty?  
Ask your children what happened in the courtroom and what role they played.

Next week:  
Reading week in preparation for suspense writing.

Suggestions of ways you can support your child's English:

Reading is still a very important skill in year 6. Please ensure all children read regularly at home – thank you. Partner reading is recommended.



### Maths

This week, Year 6 explored the relationships between fractions, decimals and percentages.

Next week Y6 will be:  
Solving problems using line graphs;  
Constructing line graphs to show changes over time

Suggestions of ways you can support your child's Maths:

Counting on and back in 25s from a given number can be a fun way of passing time on a car journey and recognising Roman numerals on old buildings. As Black Friday is upon us challenge your child to calculate percentage of amounts when out shopping (or online).

Extra information: (This could include: trips, notices to parents, school initiatives, class events)

The election for school council members took place this week. Our candidates, (Abigail, Peter, Fred and Josh), presented their manifestoes to the class. The children then voted for their preferred candidate. At the time of writing the results were not in.

Just a reminder that snacks at break time should be healthy: fruit, vegetables, yogurts, healthy cereal bars.