



Year group: Kindergarten

Date: Friday 12th October



Personal, Social and Emotional Development

This week we have continued to guide the children in their play, focussing on taking turns and sharing. We have been modelling good manners and showing the children how they ask for a turn with the toys and wait until it is their turn.

We are continuing to focus on classroom rules and routines as well as taking turns and sharing.



Communication and Language

We have been sharing stories and joining in with the repeated refrains. We have read The Little Red Hen and talked about why it is good to help each other.

We have continued with our phonic lessons, learning to listen to different instrumental sounds.



Physical Development

We have been enjoying the autumn sunshine in the Kindergarten garden this week. We have enjoyed the water trays, using different pots and containers to explore capacity.

Next week we will continue to build the muscles in our fingers by using the tweezers and pegs to help develop our writing strength.

Suggestions of ways you can support your Kindergarten child with the EYFS curriculum:

- Encourage your child to communicate when they need to use the toilet.
- Practise holding pencils correctly.
- Talk to your child about sharing toys and resources and taking turns.

Extra information:

Polite notice:

Please check cardigans and jumpers, we have had a few go missing this week. Please ensure your child has named wellington boots in school.

We have an exciting day on Tuesday, Wellgate Community Farm will be visiting the school. They will be bringing different animals into school for the children to see and learn about.




Year group: Reception

Date: Friday 12th October 2018



Literacy and Communication and Language



This week we watched, listened to and acted out the story 'Rosie's Walk' by Pat Hutchins. The children used the visual images to help them gain a deeper understanding of what was actually happening in the story and this skill of deduction and inference by using words and pictures is a useful skill as the children begin to read story books. The children also had the opportunity to act out the story and sequence the events using pictures, remembering that stories have a beginning, middle and an end. We have continued to revisit and apply our sounds in our phonics lessons and some of us are blending the sounds together to read simple words and sentences. Next week, we will be reading the story of 'The Little Red Hen' and celebrating Harvest Festival.

Maths



In our maths lessons we practised using positional language such as on, over, under, next to, beneath, below, above and between. We used our story of the week to help us by taking Rosie on a walk and using our position words to say where she was in the farmyard. As a link to our computing lessons, we used ipads to take photographs of our friends at a place of their choice (in school somewhere!) and to allow them to use their position words such as 'I am on the trim-trail'. We have also continued our counting songs and rhymes and next week we will be counting on and back and adding two sets of objects together.

Suggestions of ways you can support your reception child with the EYFS curriculum:

Encourage your child to use those position words and introduce some new ones, especially helpful when asking them to help tidy up their toys! Please practise all of the sounds learnt and ask your child to try and spot them in books you share or on signs you see. 'Sound-talk' some simple words (break the word down into phonemes- single sounds e.g put on your h-a-t) and see if your child can recognise the word. Keep on counting and recognising numbers. Also, practise using the vocabulary more and less when comparing quantities and objects.

Extra information:

Thank you for your continued support and for encouraging your child to complete the homework and fantastic home learning. The learning evidence you upload onto Tapestry is wonderful and we love to see how the children apply their learning outside of school, thank you!

Please continue to provide your child with a water bottle and a healthy snack (one piece of prepared/whole fruit is ample). We will be sending home a communication book that can be used for any brief questions, queries or for any other information that you think we should be made aware of to help your child through their school day. It is a useful home-school link so please ensure it is in your child's book bag each day. A reminder that Parents evenings are next week on Monday 15th and Wednesday 17th. If you haven't as yet received an appointment time, please contact your class teacher. Have a very restful weekend.



Year group: Year 1

Date: Friday 12th October 2018



English

Throughout this week, we have completed the following poetry-based reading activities:

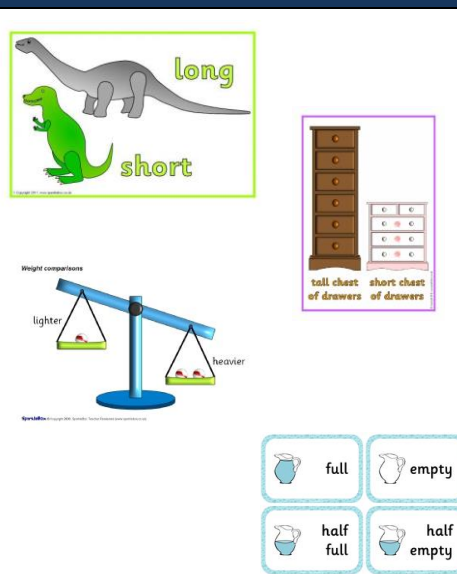
- Exploring poems about 'change' and identifying the different types of change being described in each poem.
- Learning simple poems about 'change' and participating in group recitals of these.
- Reading and counting the number of syllables in words.
- Identifying the rhyming words within poems about 'change'.

Next week, we will be completing poetry-based activities with a writing focus. Over the course of the week, we will be covering the following skills to help us write a poem about the changes that occur in autumn:

- Going on an autumn walk and recording key words/ideas about the natural changes that have occurred.
- Writing expanded noun phrases to describe aspects of autumn.
- Recording questions about autumn which include a question mark.

Suggestions of ways you can support your child's English:

Consolidate your child's knowledge and understanding of syllables. Remind your child that syllables are chunks or beats of sound. Clap the number of syllables for the names of your family members or for objects from around the house. Remember that for every vowel sound, there is a syllable.



Maths

This week, we have developed our knowledge and understanding of measurement. We compared, described and ordered objects based on their:

- Length and height, e.g. which is shorter? Which is taller?
- Mass and weight, e.g. which is lighter? Which is heavier?
- Capacity and volume, e.g. full, empty, quarter full, half full, etc.

Next week, we will continue to learn more about measurement. Over the course of the week, the children will use non-standard units (e.g. cubes, teddy bears, cups and sand) to measure and begin to record:

- Length and height
- Mass and weight
- Capacity and volume

Suggestions of ways you can support your child's Maths:

Next week we will measure using non-standard units. Begin to discuss with your child the types of standard measuring tools and units we use for length (e.g. ruler, cm), height, weight and capacity.

Extra information: (This could include: trips, notices to parents, school initiatives, class events)

Year 1 really enjoyed their school trip to the Museum of Childhood on Wednesday 10th October 2018. The children began their visit by working in groups to complete a toy hunt/quiz around the museum. Following lunch, the museum staff led a teaching session which looked at comparing toys from 3 generations. During the session, the museum provided the children with the opportunity to play with lots of toys from the past. These included toys from the 1950s such as metal cars, a magnetic fishing game and Tiddlywinks, followed by toys from the 1970s such as 3D glasses and dinosaur pictures, a Rubik's Cube and Action Man and Barbie Doll figures.

I am sure all of Year 1, children and staff included, slept well after such an action packed day!

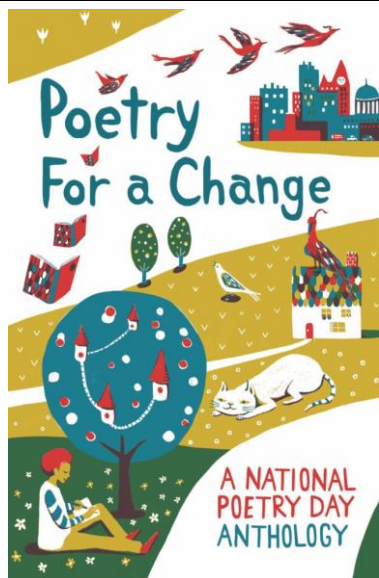


Next Monday 15th October and Wednesday 17th October 2018 is Parents' Evening. I look forward to discussing the well-being and academic achievements of your child, including their proposed learning targets.



Year group: Year 2

Date: Friday 12th October 2018



English

This week, Year 2 started to look at poems with a theme of 'Change' Our objectives covered were:

- Listening and responding to a wide range of poetry
- Providing simple explanations about events or information

Next week, we will be continuing our new topic, Poetry. We will be reading more of the poems written for World Poetry Day and trying to write some of our own. Over the course of the week, we will be covering the following skills:

- Producing a variety of written pieces for different purposes
- Evaluating their writing for effective word choice, grammar and punctuation

Suggestions of ways you can support your child's English:

Reading is a very important skill in year 2. Try to read a variety of text types – not just fiction books or the books from school. Can they read poems?

Please ensure all children read regularly at home – thank you.



Maths

This week, we looked at division. We covered the following learning objectives this week:

- Can I recall and use multiplication facts for 2s, 5s and 10s?
 - Children practiced each day to improve.
- Can I solve division calculations using different strategies?
 - Children used different methods to solve division calculations.
- Can I solve one step word problems involving multiplication and division?
 - Children used their knowledge to solve word problems.

Next week, we will be reviewing the work completed this half term. The children will demonstrate what they have learnt and build upon it.

Suggestions of ways you can support your child's Maths:

Children should practise their times tables, 2, 5 and 10x particularly. They should also practise doubling and halving up to 20.

Extra information: (This could include: trips, notices to parents, school initiatives, class events)

Just a reminder that snacks at break time should be healthy: fruit, vegetables, yogurts, healthy cereal bars.


If you have not done so yet, please could you sign the Computing and e-safety permission page in your child's Homework Diary?

We look forward to welcoming you to Parents Evening next week on Monday and Wednesday evenings.



Year group: Year 3

Date: Friday 12th October 2018



English

The children all completed their 'Wow Writing' task on Friday. Their brief was to include similes, a sentence of three, speech and different sentence openers.

Next week we will continue reading 'The Demon Headmaster' with our focus on summarising and explaining the main points of the text, predicting what will happen and why events and actions have happened using evidence from the text.

Suggestions of ways you can support your child's English:

The children have all worked really hard to make improvements to their handwriting this week. Some are still finding it difficult to underline their work neatly with a ruler. Please practise this at home if your child is struggling.

Please can you also remind children to date their homework.



Maths

Children have enjoyed the work on 2-D and 3-D shapes this week. Talking about the shapes they see around them will help to keep the shapes fresh in their minds. Counting the number of vertices, faces and edges can be challenging for some children.

Next week we will continue to work on multiplication and division. We will also be learning about direction.

- Using the terms clockwise and anti-clockwise to describe position, direction and movement
- Know and use the terms North, South, East and West
- Identifying right angles as $\frac{1}{4}$ turns.

Suggestions of ways you can support your child's Maths:

Please continue practising multiplication and division. We have our first pupil achieving their Bronze Certificate for multiplication and so the others are keen to follow.

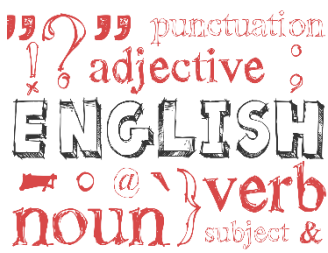
Extra Information:

Please can all children bring in an old oversized shirt for Art lessons. An adult T-shirt is usually best. Just a reminder, our school trip to Crossing Temple is next Wednesday.



Year group: Year 4

Date: Friday 12th October 2018



English

This week we have continued to recognise the importance of giving as much detail as possible within our writing to engage and inform our audience. This has allowed us to become excellent story tellers.

Over the course of next week, we will be covering the following skills as we write our own short narrative:

- To punctuate direct speech correctly
- To gain, monitor and maintain the interest of their audience
- To use pronouns and nouns to aid understanding and clarity.
- To proof read our own work for errors and improvements

Suggestions of ways you can support your child's English:

Your children have taken the time this week to scan ahead as they read in readiness for altering their tone of voice or in anticipation for a change of character. Please continue to encourage this at home. Read aloud to your child and enjoy sharing in this time together as you explore a book.



Maths

This week, we have been looking at addition facts and using these to answer calculations mentally. We initially went back to using our numbers bonds to 10 and explored how this knowledge can help us with larger, more complex calculations.

Next week we will be focusing on subtraction facts. Just like this week we will be using simple number facts to mentally subtract numbers.

Suggestions of ways you can support your child's Maths:

To assist the children in their learning next week please revise subtracting numbers mentally, these can be as simple as $9-3=$ and check that children are doing this in their heads without any hesitation. Discuss how this can aid the children in answering a question like $49-23=$. This knowledge will be used next week to subtract larger numbers.

Extra information:

We are really looking forward to our Parents Evening next week. These 15 minute appointments are a chance for us to share together how we can work in partnership to support your child. This first half term has flown past and we are excited for all that is still to come!



Year group: Year 5

Date: Friday 12th October




English

This week, we started looking at the key features of an explanation text. We explored the following:

- Features of an explanation text;
- Purpose of an explanation text;
- Language style within explanation texts;
- The effects of the layout and structure of explanation texts;
- The impact of logic in the layout of an explanation text;
- How time and causal connectives enable the above from beginning to end;
- The impact of technical vocabulary in persuading the audience;
- Dictation with impact to the targeted demography;

Next week, we will be working towards writing our own explanation texts on Spy Gadgets. Learners will use the above skills to articulate their mastery of this genre. Kindly revise with them at home.



Suggestions of ways you can support your child's English:

It would be great for the learners to be reading books that contain more challenging language in order to prepare them for the texts we will be covering in class. Try to challenge your learners to choose reading books that will extend their vocabulary and give them fresh ideas.

Maths

This week, we have been learning about decimals.

We explored:

- Reading, writing, ordering and comparing numbers with up to two decimal places;
- Rounding decimals with two decimal places to the nearest whole number
- Reading and writing decimal numbers as fractions [for example, $0.71 = \frac{71}{100}$]
- Recognising and using thousandths and relate them to tenths, hundredths and decimal equivalents

Next week, we will be moving onto:

- Recognising the percent symbol (%) and understand that percent relates to 'number of parts per hundred', and
- Writing percentages as a fraction with denominator 100, and as a decimal
- Solving problems involving the calculation of percentages [for example, of measures, and such as 15% of 360] and the use of percentages for comparison, multiples of 5 and 10



Suggestions of ways you can support your child's Maths:

Learners should now know their times tables and related division facts up to 12 x12. Can you continue to ensure your child can recall these quickly and correctly? The learners are working hard on this.

Extra information: (This could include: trips, notices to parents, school initiatives, class events)



As you may be remembering, last week we went on our fabulous trip to Layer Marney Tower. We came back with amazing crafts that need painting for them to be complete. May we kindly request that you give your child an old shirt that they can wear during this workshop? It would really help as we do not wish to mess up their school uniforms.











Year group: Year 6

Date: Friday 12th October 2018



A story of
greed, ambition and power.

English

Over the course of the week, Year 6 have covered the following skills:

- Identifying the features of diary entries
- Use clues from a text to identify the subject's personality
- Editing and improving their diary entries

Next week: writing week

Year 6 will be writing a diary entry as one of the characters from Macbeth.

Suggestions of ways you can support your child's English:

Reading is still a very important skill in year 6. Please ensure all children read regularly at home – thank you. Partner reading is recommended.



Maths

This week, Year 6 children successfully multiplied decimals and converted fractions to decimals.

They also had a first look at square numbers and square roots and learned how this knowledge could be useful.

Next week: Y6 will be calculating Z and F angles (in parallel lines) and identifying alternate and corresponding angles.

Suggestions of ways you can support your child's Maths:

Counting on and back in 25s from a given number can be a fun way of passing time on a car journey and recognising Roman numerals on old buildings. Ask your child to explain BODMAS and why it is important in maths.

Extra information: (This could include: trips, notices to parents, school initiatives, class events)

The Young Voices form that came home yesterday (Thursday) does not need to be returned by 12th October, but please return as early as possible next week.

It was a beautiful day to visit London and the Globe Theatre. The children were sensible on both the outward and homeward journeys. The Globe theatre provided us with Scott, an actor and guide, who firstly showed us the theatre itself. He answered questions at length after describing some of the features peculiar to this theatre. The workshop led by Scott was based on Macbeth and the children rapidly improved their ability to portray a character through words (not many!) and actions. A very worthwhile educational experience involving pretend swords and a battle!

Just a reminder that snacks at break time should be healthy: fruit, vegetables, yogurts, healthy cereal bars.

